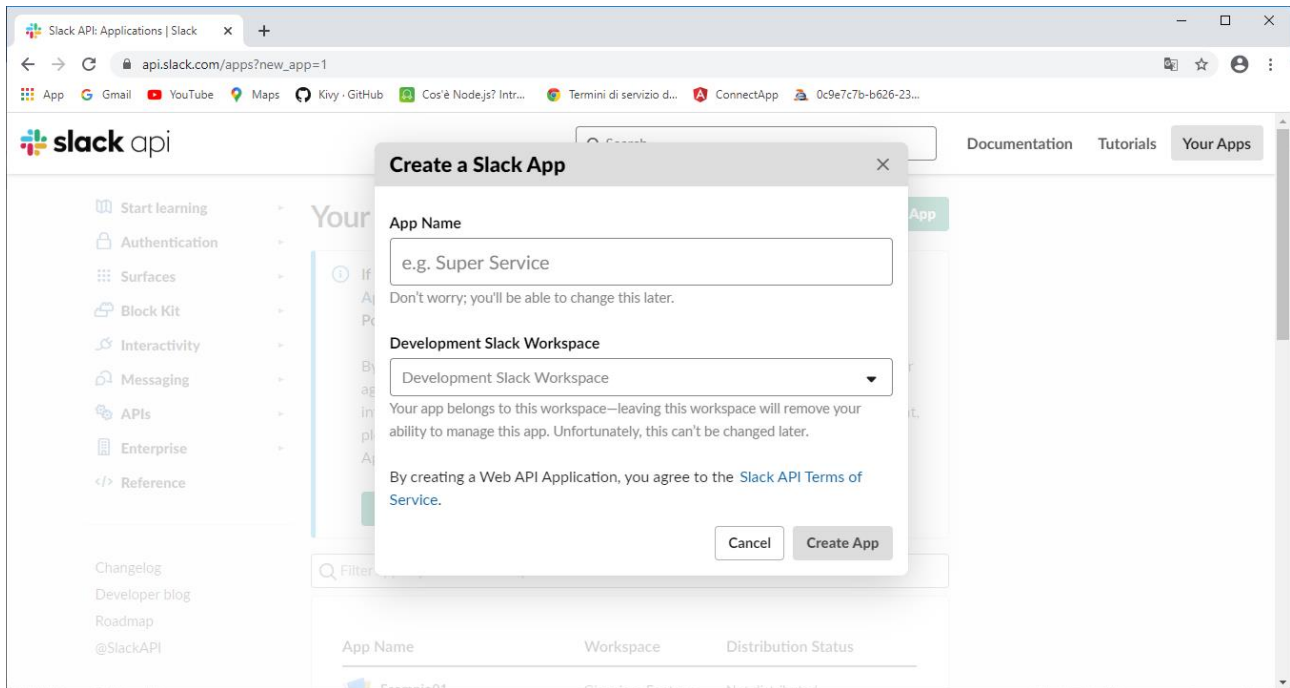
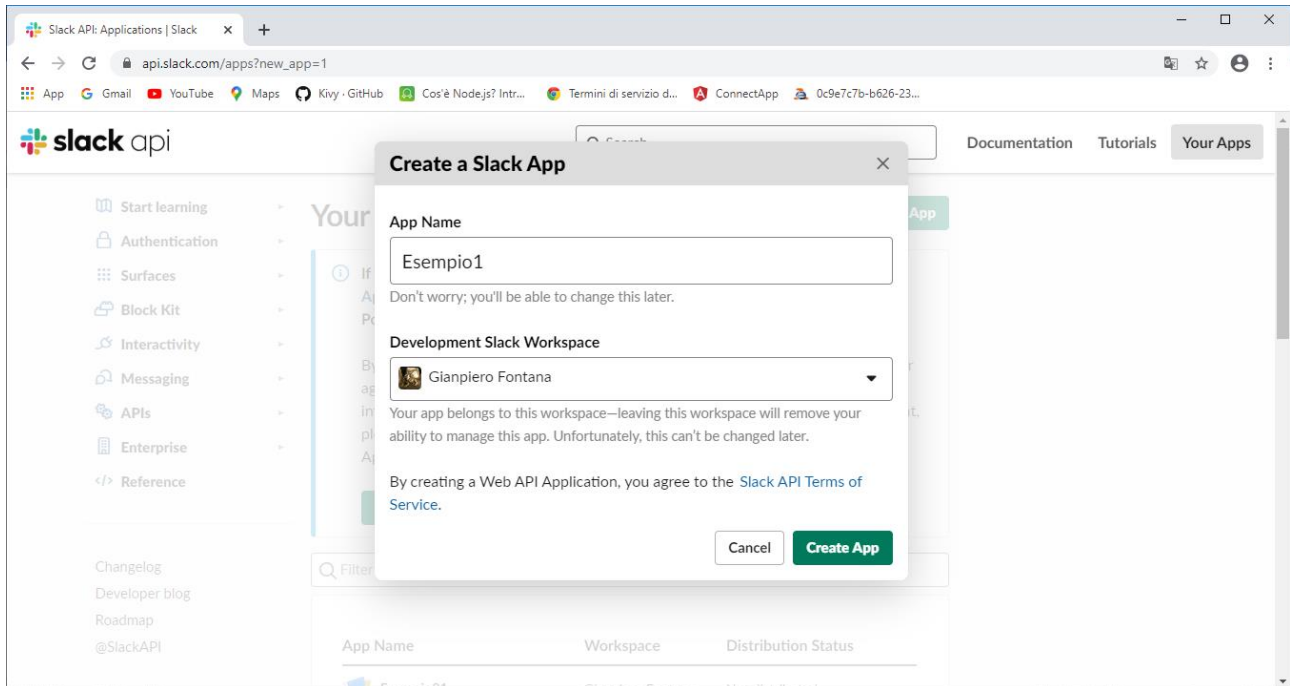


Node application installation

`npm i idb-connector`

Slack application creation





Select incoming Webhooks



Slack API: Applications | Gianpiero x +

api.slack.com/apps/A015A9MM4P3/incoming-webhooks?

App Gmail YouTube Maps Kivy - GitHub Cos'è Node.js? Intra... Termini di servizio d... ConnectApp 0c9e7c7b-b626-23...

slack api

Q Search Documentation Tutorials Your Apps

Esempio1

Incoming Webhooks

Settings

- Basic Information
- Collaborators
- Install App
- Manage Distribution

Features

- App Home
- Incoming Webhooks**
- Interactivity & Shortcuts
- Slash Commands
- OAuth & Permissions
- Event Subscriptions
- User ID Translation
- Where's Bot User ?

Activate Incoming Webhooks

☐ Off

Incoming webhooks are a simple way to post messages from external sources into Slack. They make use of normal HTTP requests with a JSON payload, which includes the message and a few other optional details. You can include [message attachments](#) to display richly-formatted messages.

Adding incoming webhooks requires a bot user. If your app doesn't have a [bot user](#), we'll add one for you.

Each time your app is installed, a new Webhook URL will be generated.

Slack API: Applications | Gianpiero x +

api.slack.com/apps/A015A9MM4P3/incoming-webhooks?

App Gmail YouTube Maps Kivy - GitHub Cos'è Node.js? Intra... Termini di servizio d... ConnectApp 0c9e7c7b-b626-23...

slack api

Q Search Documentation Tutorials Your Apps

Esempio1

Incoming Webhooks

Settings

- Basic Information
- Collaborators
- Install App
- Manage Distribution

Features

- App Home
- Incoming Webhooks**
- Interactivity & Shortcuts
- Slash Commands
- OAuth & Permissions
- Event Subscriptions
- User ID Translation
- Where's Bot User ?

Activate Incoming Webhooks

☒ On

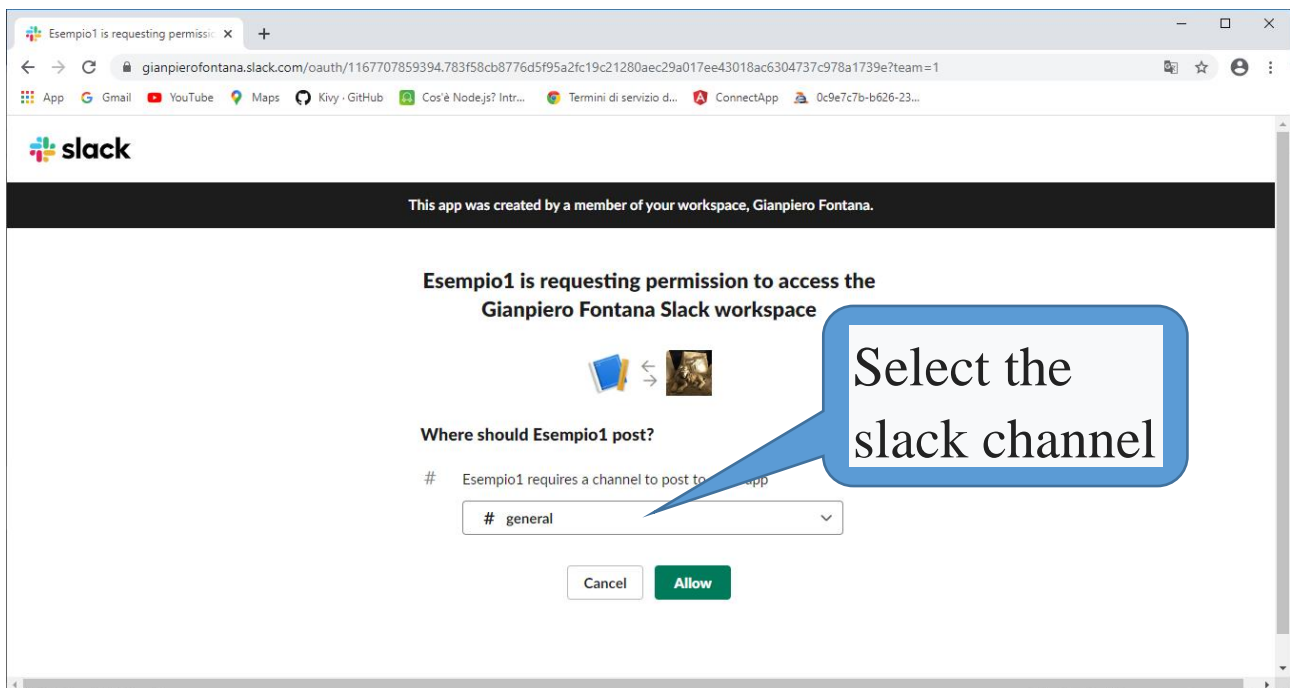
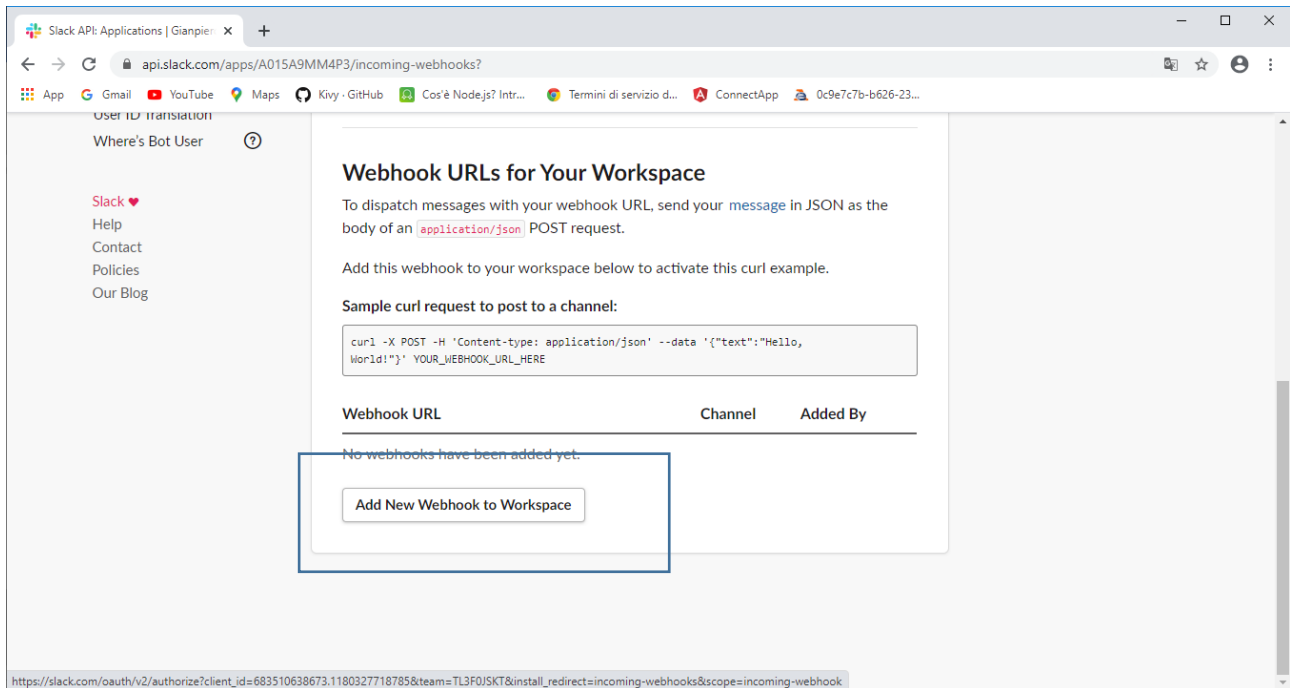
Incoming webhooks are a simple way to post messages from external sources into Slack. They make use of normal HTTP requests with a JSON payload, which includes the message and a few other optional details. You can include [message attachments](#) to display richly-formatted messages.

Adding incoming webhooks requires a bot user. If your app doesn't have a [bot user](#), we'll add one for you.

Each time your app is installed, a new Webhook URL will be generated.

If you deactivate incoming webhooks, new Webhook URLs will not be generated when your app is installed to your team. If you'd like to remove access to existing Webhook URLs, you will need to [Revoke All OAuth Tokens](#).

Webhook URLs for Your Workspace





Slack API: Applications | Gianpiero x +

api.slack.com/apps/A015A9MM4P3/incoming-webhooks?success=1

App Gmail YouTube Maps Kivy - GitHub Cos'è Node.js? Intr... Termini di servizio d... ConnectApp 0c9e7c7b-b626-23...

Webhook URLs for Your Workspace

To dispatch messages with your webhook URL, send your [message](#) in JSON as the body of an `application/json` POST request.

Add this webhook to your workspace below to activate this curl example.

Sample curl request to post to a channel:

```
curl -X POST -H 'Content-type: application/json' --data '{"text":"Hello, World!"}' https://hooks.slack.com/services/TL3F0J5KT/8014GUF5CB1/tXmE5C1kzcceB3Dpcph3p0e7
```

Webhook URL	Channel	Added By
https://hooks.slack.com/services/TL3F0J5KT/8014GUF5CB1/tXmE5C1kzcceB3Dpcph3p0e7 Copy	#general	gianpiero

[Add New Webhook to Workspace](#)

This is the link to use for the https call